

The Conservationist



PPTU.org

Potomac-Patuxent Chapter Trout Unlimited

Oct 2017 • Published monthly except June, July, August and December

“Stream Restoration”

Adam Nabors - Environmental Quality Resources *October 18th, 2017*

Since 1991, EQR has spent almost a million hours restoring hundreds of miles of stream corridors. Their construction experience is diverse, including urbanized centers, residential neighborhoods, mountainous regions, farmland and pastureland, federal and state sites and tidal systems.

EQR projects have utilized every stabilization technique for tidal and non-tidal streams, including designs in collaboration with stream engineers that represent the latest in a quickly evolving field.

Adam Nabors is a Project Manager for Environmental Quality Resources (www.eqrllc.com) and will talk about stream restoration; low cost restoration methods, reasonable project timelines from conceptual design to implementation, or what a chapter can do. Join us Wednesday evening for an interesting topic and restoration solutions that we hope to put to good use on our Patuxent River in the near future.



– *Alan Burrows*

Monthly Chapter Meetings

Time and Day: 7:00 PM, Third Wednesday except June, July, August and December
Place: Margaret Schweinhaut Senior Center, 1000 Forest Glen Road, Silver Spring, MD 20901
DIRECTIONS TO THE SENIOR CENTER
From Capitol Beltway: North on Georgia Avenue (Rte. 97). First Right on Forest Glen Road,
then go past Holy Cross Hospital and across Sligo Creek Parkway. The Center is on the right.
Visit our website: www.pptu.org

OFFICERS and DIRECTORS 2016 – 2017

President: Alan Burrows: 443-610-7850
Past-President: Bob O'Donnell: 410-733-0638
Vice-President: Position Open
Treasurer: Bob Kaiser: 240-401-8927
Secretary: Patrick Masler: 240-381-3054
Directors: Ken Bowyer: 301-992-4367
Rachel Dagovitz: 202-468-9653
Charlie Dissinger: 410-795-0145
Randy Dwyer 703-887-7542
Marci LeFevre: 202-550-1225
Chuq Yang: 202-670-2487

Committee Chairs:

Fundraising: Bruce Eberle: 301-854-3142
Forum Moderator: Chuq Yang: 202-670-2487
Librarian: Lou Reichel: 410-730-5150
Mentor Program: Ken Bowyer: 301-627-7154
Membership Secretary: Jay Sheppard: 301-724-5559
Conservationist Editor: Bob O'Donnell: 410-733-0638
Outings: Lou Reichel: 410-730-5150
Speakers Program: Alan Burrows: 443-610-7850
Conservation Advocacy: Jim Keil: 301-588-8375
Project Healing Waters: Larry Vawter: 410-750-8264
Carl Smolka: 301-929-1365
Publicity: Bob O'Donnell: 410-733-0638
Raffles: Bob Kaiser: 240-401-8927
Trout in the Classroom: Alan Burrows: 443-610-7850
Chuck Dinkel: 301-401-5066
Water Quality: Carl Smolka: 301-929-1365
Webmaster: Ken Bowyer: 301-627-7154
Steve Fletcher: 301-345-4148
Youth Program: Chuq Yang: 202-257-5758

Stream Committees:

Paint Branch: Joe Robinson: 301-565-3267
Northwest Branch: Joe Robinson: 301-565-3267
Middle Patuxent: Alan Burrows: 443-610-7850
Patuxent: Jay Sheppard: 301-725-5559

Mid Atlantic Council Delegates:

Alan Burrows: 443-610-7850
Bob Dietz: 301-854-6893
Jim Greene: 301-652-3848
Marc Hutzell: 240-499-4945
Bob O'Donnell: 410-733-0638
Lou Reichel: 410-730-5150
Carl Smolka: 301-929-1365
Secretary: Nick Weber 301-774-2806



Presidents' Column - Alan Burrows

PPTU's Dirty Secrets Revealed

Ok here is all the stuff you probably don't know. At the end of this column, it may be stuff you don't want to know. Trout Unlimited tells us that there are over 400 TU members in our "area" or "drainage". These members are defined as current or lifetime dues payers or families. For each member, our chapter receives \$.25 or roughly a total of \$100 each year. (Disclaimer: First year membership is split evenly between TU and the Chapter). That does not cover the rental of our meeting space, so obviously we need to find a way to generate some funds. How much?

If we only want to pay for our meetings and support the charities that we currently support, our budget for 2017-2018 requires approximately \$17,000 of revenue. For any additional non-profit that requests funding or for any conservation work, we would need to raise additional funds. So how do we raise these funds?

Gifts. Yes each year we seem to receive some funds from members out of the kindness of their hearts.

Support from other organizations. We have been fortunate to be the recipient of funds from the Izaak Walton Leagues Wildlife Achievement Chapter's "Shooting Clays to Save the Bay". Depending on their success that might be \$500 - \$1000.

Annual Supporting Contribution. At a suggested \$20 per year, if every member made this contribution we would have no funding challenge. Sadly, out of over 400 members about 60 people contributed last year. That's less than 15%.

Run a fund raising event. For the past few years we have done a BBQ with raffles for guided trips, silent auctions and bucket raffles. Sadly in 2017 we lost money on our major BBQ "fund raiser". Hopefully we will do better this year but it seems unreasonable to expect that it will generate all the

funds necessary to allow us to operate the way we have. And you should buy at least \$5.00 of tickets to the monthly membership meeting bucket raffle!

So what do we do? We can look for other ways to generate funds (fund raisers), we can cut our costs, or we can cut our support for other non-profits. Unless someone has a brilliant idea about a fund raiser and is willing to both champion and run the project, I don't think the board wants to inherit a second fund raising event.

We can reduce costs by cutting back support of the non-profits that receive money from us now but this won't save us much. We could reduce the frequency of meetings thus reducing the rental and periodic speaker cost. We don't want to do these things, though.

We could have a larger percentage of the chapter members make an annual supporting contribution. We need that to be 80% to raise \$6,500 to support our activities.

So here is the deal. Costs for everything continue to rise, yet for as long as I have been a member of PPTU, all anyone ever asked for was a \$20 annual contribution. Doesn't seem to be much to support a grassroots organization that contributes both money and hours to the preservation of clean cold fishable water.

Please join me in making a contribution this year. You can mail a check to PPTU, P.O. Box 2865, Wheaton, MD 20915, or use our PayPal button on our website www.PPTU.org, or hand a board member your contribution at an upcoming meeting.

Until next month, tight lines!


Alan Burrows
President, PPTU



PPTU Mentor Program Beginners & Beyond

Ken Bowyer provides one-on-one streamside fly fishing instruction to PPTU members. Participants must show commitment by having waders or hip boots, a rod and reel outfit, and leader. Discussions will include equipment, knots, casting, flies, dry fly and nymphing techniques, entomology, reading water, conservation, etc. at nearby streams. Instruction will be tailored to individual needs. Members who have not made an **Annual Supporting Contribution (ASC)** will be asked to contribute \$20.



Contact Ken at 301-627-7154 or by E-mail:
kenbowyer@verizon.net 

Tackle and Tactic Tips - Jay Sheppard

Waders always seem to leak when you can least afford the time to dry them out and make the repair—or even find a replacement pair if the damage is too extensive. In the past decade a new type of repair material has come upon the scene. This material is a thin gel but when exposed to UV light hardens rapidly into a flexible patch and water seal. Previously, repairs had to wait until the waders were dry, which usually meant that evening. In addition to dry waders, one had to wait many hours (sometimes a full day) for the repair to cure. I have been using an UV-activated repair material made by Loon Outdoors that has performed very well for more than a decade of repairs. I know Aquaseal now makes a UV-cure adhesive. This product appears to work the same as the Loon Outdoors wader repair material but requires the wader to be dry, unlike the latter adhesive.



In Alaska I once dragged a large, sharp salmon fly across the rear of my waders only to later discover I had a 1" slit in the whole fabric. The UV-activated repair adhesive fixed the slice in seconds. For indoor repairs one can purchase a tiny UV light that works its magic just as fast as direct sunlight. Usually all that is needed is a very small droplet to seal a leak. The small tube is easily carried in the back of my vest. It is also useful for repairing breathable wading jackets and other materials. I even use it on the stream to repair flies with thread unwinding from the head. I do not leave home without it!

Another item I rarely leave home is my waterproof binoculars. They are very important to me when I am on new waters or want to be sure I know what the trout are taking. It is one thing to see bugs on the water and trout rising, but it is even better to see a particular insect float along and get sucked in by a trout to verify what it is eating. Getting downstream of a rising trout and scanning the water surface just upstream of it gives one a real perspective of not just what that trout is taking, but how often and how far it is willing to move right or left to suck in its next bite.



Observation is a very important component of fly fishing. One may be carrying a thousand different flies in the vest at any given time, but the trout may only be interested in just one of those. I have watched many hundreds of rising trout through my binoculars. They rarely took a single midge or Trico, for example, selecting a cluster of two or more to make the effort to consume them. There is often more than one insect hatching or on the water. Knowing which of several options the trout are taking can make all the difference in success or failure. So take the binoculars along and observe, observe, observe. It will be time well spent and well rewarded.

Good fishing and always have a tight line!

If you spot poaching please place a call to the

Catch a Poacher Hotline
At
1-800-635-6124



Add this number to your cell phone contact list!



Patuxent Report **- Jay Sheppard**

There will be no trout stocking below Brighton Dam until 2020 while the dam is under repair. We are trying to fix the Dissolved Oxygen (DO) problem in the summer months. Then we can have both cold water and good oxygen in this tailwater.

Summer rainfall has been slightly better than average so the flows in the upper Patuxent above Triadelphia Reservoir have been better than expected. Some holdovers should be available to the determined fisher in the pools and pockets of this challenging stream. There are expected to be some stocking of the Middle Patuxent Delayed harvest section this month, as well as a few other local waters.

"Three-fourths of the Earth's surface is water, and one-fourth is land. It is quite clear that the good Lord intended us to spend triple the amount of time fishing as taking care of the lawn.

~ Chuck Clark

**ADDRESS CHANGED?
CHAPTER ASSIGNMENT?
MISSING AN ISSUE?**

- Jay Sheppard

If you have moved or changed your email address, please advise both the National TU office (1-800-834-2419) and this chapter with separate notices. Our mailing list is maintained apart from the National list; we do eventually get the notice of address or email change from National TU, but it is often a few months before it affects your Conservationist and other mailings. Please help us help you. Thank you.

Further, please check your membership card from the national TU office after you renew. It is possible that you may have been reassigned to a different chapter unbeknownst to you! Call the above 800-number and ask to be moved to the chapter of your choice and also ask that your record be flagged so as not to be changed at any future time without your requesting the change.

If you are missing a back issue, you may go to our archives on the PPTU.org web site. For future reference, we try to mail the Conservationist to our members about 2 weeks before the next meeting. Remember, we have no mailings or meetings in December or during the summer months of June, July and August.

**PPTU Beer Tie
- PPTU**

Every 2nd Monday of each month. Old Line Wine Spirits and Bistro is our host. Stop by and check us out and try your hand at fly tying. We always have an extra vice and tools available for the curious or new tier.

**Old Line Fine Wine,
Spirits and Bistro**
11011 Baltimore Ave.
Beltsville, MD 20705



<http://www.oldlinewine.com/>

**Shop Amazon Smile!
- PPTU**

Don't forget to shop Amazon Smile! Add the *Potomac-Patuxent Chapter* as your charity of choice to your Amazon account. If your company purchases through Amazon, ask them to help support us as well. Its free money to the chapter.



**New Membership Secretary Needed
- PPTU Board**

We are looking for a volunteer to help maintain the chapter's mailing list. Using the Internet and some knowledge of Microsoft Access is required. This work is what really helps our chapter to keep in touch with everyone and is crucial to our past success as one of the top ten chapters in Trout Unlimited for membership services and recruitment. If you are interested in helping the chapter behind the scenes, please contact Jay Sheppard. Your help will be appreciated. jaymsheppard95@gmail.com



How to Set Up a Fly Reel - Tightline Productions

Tim Flagler of Tightline Productions is always looking for better, simpler ways to do things—whether you're talking about tying a specific fly pattern or trying to get a new line and backing on a fly reel. In this video, Tim demonstrates his method for ensuring that he gets just the right amount of backing loaded on a reel, to make the most of the arbor's diameter. As usual, Tim employs a little ingenuity and some unorthodox materials. While this process may seem complicated, if you watch all the way to the end, you'll discover that once you're set up, the actual loading of the reel is a breeze.

<http://www.orvis.com/news/fly-fishing/video-set-fly-reel/>



Annual Supporting Contribution (ASC) now Payable - Jay Sheppard

The \$20 we ask to help support our administrative and other expenses is now payable. We operate on a September to September basis for the chapter's publication, The Conservationist. Very simply, it costs a lot of money to operate the chapter for meeting room rentals, postage, printing, web site, and other costs. We want to use all the contributions

we receive and raise through our fund raisers to support our work for the resource.

You can pay the ASC at any chapter meeting or just mail it to our chapter mail box. Make checks payable to PPTU.

Our web site also has an online option for paying the ASC: <http://www.pptu.org/Join/join.shtml> using a credit card. You do not have to be a TU member assigned to PPTU to subscribe to the Conservationist by paying the ASC.

Invasive Species - MD DNR

A population of New Zealand mudsnails (*Potamogyrus antipodarum*) has been confirmed in the Gunpowder Falls watershed below Prettyboy Dam. The New Zealand mudsnail is a non-native snail that can tolerate a broad range of aquatic habitats. Once established, it can reproduce quickly and achieve high densities that can threaten native benthic communities. It is highly recommended that steps are taken to prevent the spread of this invasive species.






After wading in the Gunpowder Falls, at least one of the following decontamination methods should be completed:

- Soak waders, boots, and equipment in a bath of 20 g/L Virkon Aquatic for 15 to 20 minutes. Spray application alone is not a reliable method of disinfection.
- Soak waders, boots, and equipment in hot water (>60°C=140°F) for at least 5 minutes (Not recommended for Gortex).
- Freeze waders, boots, and equipment for at least 6 hours at -30°C (=26°F).
- Dry waders, boots, and equipment completely for at least 48 hours.

<http://news.maryland.gov/dnr/2017/09/21/aquatic-invasive-species-confirmed-in-gunpowder-river/>

Members Catch - TroutWrangler

Looks like a lot of our members are having fun fishing this year. In case you missed the September meeting, a few photos from various summer travel destinations are included for your pleasure.



Contributions should be sent to the Editor as plain text in an email or as an MS Word.doc attachment. The deadline for submissions is the twelfth (12th) day of the month prior to the month of publication.

Editor: Trout Wrangler

Phone: 410-733-0638

Email: TroutWrangler@Yahoo.com



October Caddis Euro Nymph

October caddis usually start to show up after the first chilly squalls of September. This Euro nymph version of the October caddis is a fly that can be deadly as a dropper below a fluffy dry-fly version of the fall caddis. Give it a shot.

<https://www.tu.org/blog-posts/fly-tying-october-caddis-euro-nymph>



Return Address:
Potomac-Patuxent Chapter TU
P.O. Box 2865
Wheaton, MD 20915