

The Conservationist



PPTU.org

Potomac-Patuxent Chapter Trout Unlimited

April 2021 • Published monthly except June, July, August and December

“Smallmouth Bass Fishing” Bob Clouser

April 21st, 2021 at 7:00PM

For our April virtual meeting, PPTU is extremely fortunate to have fly fishing legend Bob Clouser talk with us about smallmouth bass fishing with the fly rod! For the new people, Bob Clouser is a huge personality in the fly fishing world: He invented and lent his name to the Clouser Minnow about 47 years ago, which has gone on to be one of the most popular bass and saltwater flies in existence and has reportedly caught more varieties of fish than any other fly. Not one to rest on his laurels, Bob went on to invent other great fly patterns like the Clouser Crayfish, the Clouser Swimming Nymph, Clouser's Sparkle Grubb, and many, many more.

Bob has written and produced numerous books, articles, and DVDs on fly tying, fly fishing, destination fisheries, and more. Before COVID, Bob toured fly fishing shows and other events giving fly tying classes, casting instruction, and various seminars. He is the owner of Clouser's Fly Shop which is a full on line service now. (<https://clousersflyshop.com>) Bob's newest venture is giving fly tying classes over Zoom, a featured article about that opportunity is in this newsletter. Bob recently moved away from his native waters of the Susquehanna in Pennsylvania and now calls Florida his home.



Tight lines,

– *Karan Singh*

Monthly Chapter Meetings – Virtual Until Further Notice

Time and Day: 7:00 PM unless a new time is stated, Third Wednesday except June, July, August and December

Virtual Link:

<https://us02web.zoom.us/j/87908437932?pwd=QkI0emUrRjhwZkZYaEM5dmdmZXNIUT09>

Visit our website: www.pptu.org

OFFICERS and DIRECTORS 2020 – 2021

President: Randy Dwyer: president@pptu.org
Past-President: Alan Burrows
Vice-President: Joe Taylor
Treasurer: Bob Kaiser
Secretary: Patrick Masler
Directors: George Opryszko
Peter Schuler
Bryan Sirotkin
Motti Tadmor
Dennis Tirpak
Pete Yarrington

Committee Chairs:

Fundraising: *Vacant*
Forum Moderators: Sean Beck, Motti Tadmor
Librarian: Lou Reichel
Mentor Program: *Vacant*
Membership Secretary: Jay Sheppard
Conservationist Editor: Bob O'Donnell
Outings: Lou Reichel: Outings@pptu.org
Speakers Program: Karan Singh
Conservation Advocacy: Jim Keil
Project Healing Waters: Larry Vawter
Ray Collette
Publicity: Bob O'Donnell
Raffles: Joe Taylor
Trout in the Classroom: Alan Burrows
Chuck Dinkel
Water Quality: *Vacant*
Webmaster: Ken Bowyer
Motti Tadmor
Youth Program: *Vacant*

Stream Committees:

Paint Branch: Joe Robinson
Northwest Branch: Joe Robinson
Middle Patuxent: Bryan Sirotkin
Patuxent: Jay Sheppard

Mid Atlantic Council Delegates:

Alan Burrows
Bob Dietz: Secretary
Randy Dwyer
Marc Hutzell
Lou Reichel
Nick Weber

Contact Us:

mail@pptu.org

Presidents' Column - Randy Dwyer



Whew! March was a blur and we're now well into April. Before talking about what is ahead, I'd like to give a quick review of last month's activities. We had a fantastic presentation by fellow PPTU member Matt O'Neal who gave a fly-tying demonstration of Jay Sheppard's cicada pattern. Matt shares his many creations on his [Savage Flies YouTube channel](#). I encourage you to check it out and subscribe to it. He's very engaging, offers lots of tips and his viewership is growing rapidly.

We also had a fantastic evening with [Tim Flagler of Tightline Productions](#). Tim created his fly-fishing centric video company back in 1998 and has a YouTube channel dedicated to his many creations. Tim's tying videos are featured regularly on [MidCurrent.com](#), the [OrvisNews.com](#) Fly Fishing blog, Trout Unlimited's national website as well as several other sites. In addition, Tim has a regular column "Beginner's Masterclass with Tim Flagler" in Fly Tyer magazine. Feedback from the membership was extremely positive and we'll plan an encore performance in the fall. Both Matt tying demonstration and Tim's EuroNymphing presentation can be found on our chapter's website: <https://pptu.org/> and thanks to Karan Singh, Speakers Coordinator, for putting all our speaker series together for the membership.

We also partnered with Fly Fishing Film Tour (F3T) in March to bring you the very best fly-fishing films on the market today. I hope you had a chance to purchase your ticket and enjoy fishing from around the world. A portion of every ticket sold supports PPTU's programming, and I want to thank those who bought a ticket, enjoyed the films and help raise funds for our chapter.

PATUXENT RIVER

Your PPTU chapter is working with the National Capital Chapter TU to initiate a temperature monitoring program in the Patuxent River. This is our namesake's home waters and dedicating resources to its enhancement and cold-water conservation is at the heart of our mission. We'll be asking for volunteers to help to place a number of temperature loggers along the river and its tributaries in April/May with the data to be collected throughout the year. The data from these monitors will help us

and Maryland DNR to better understand how much the water temperature varies throughout the year and we'll be able to plan for future trout survivability in our home waters.

OUTINGS

Our March Outing was to the Patuxent and like an early hatch, we had several dozen members in attendance. It was especially nice to see several new members in attendance. A special thanks to Outing Coordinator, Lou Reichel, for his planning efforts. These events are an excellent way to visit new streams, meet fellow PPTU members and no matter your level of experience, there's always information to be shared. Our April Outing will be to western Maryland and the Casselman River on April 24th. Please mark your calendar and [register in advance here](#).

LOOKING AHEAD: APRIL & MAY

April's feature presenter is none other than fly fishing legend, Bob Clouser. Bob is a well-known guide and created one of the best flies ever, the [Clouser Minnow](#) among many other creations. Our meeting is April 21st so please mark your calendar!

Our May meeting is PPTU's annual meeting and features the election of officers and board members. I've been fortunate to serve as your President these last two years and my focus as well as that of the board of directors has been on creating an active chapter that brings value to your TU membership. New leadership will carry the ball forward and together we'll continue to be one of the more active chapters in TU. In the meantime, there's much to be accomplished and I look forward to working with each of you.

Tight lines and I'll see you on the water!

Randy Dwyer
President, PPTU



PPTU Mentor Program Beginners & Beyond

PPTU provides one-on-one streamside fly fishing instruction to PPTU members. Participants must show commitment by having waders or hip boots, a rod and reel outfit, and leader. Discussions will include equipment, knots, casting, flies, dry fly and nymphing techniques, entomology, reading water, conservation, etc. on nearby streams. Instruction will be tailored to individual needs. Members who have not made an **Annual Supporting Contribution (ASC)** will be asked to contribute \$20.

Contact us by e-mail: mail@pptu.org



Patuxent Report - Jay Sheppard

No further stockings of the Middle Patuxent Delayed Harvest or the Patuxent River special regulation areas are planned for this spring. I wish to thank all those who came out to help us carry buckets and pull float boxes.

Please report any poaching. This includes more than 2 trout in possession on the Little Patuxent at Savage Mill. The 24-hr call center for Natural Resources Police is 1-800-825-7275 or 800-635-6124. Please store in your cell phone now! Carry the phone (in a Ziplock!) when on the stream. Photograph any car tags or individuals you encounter doing anything illegal. Do not confront anyone. We have had several instances of poachers being armed! We have expended a lot of man-hours and sweat stocking our favorite waters and do not want to see the fishery abused. Do not wait until you are home to report poachers!



If you spot poaching please place a call to the:

**Catch a Poacher Hotline At
1-800-635-6124**



Add this number to your cell phone contact list!



This Happened to Me While Fishing! - Pete Yarrington

A recent post on our chapter's message board about being surprised by a beaver got me remembering similar things that have happened to me. Once, while fishing the Potomac near Harpers Ferry, I looked upstream, and the angle of the light on that bright day allowed me to see into the current quite clearly. Barreling downstream towards me, faster than the flowing water, was a large brown object, several times the size of a football. I didn't have time to react, which may have been good. Only after it had zipped by did I realize that I had been buzzed by a large beaver. Thinking about that makes me remember the strangest thing I have seen while wading the Potomac.

It happened not far from where I was buzzed by the beaver. It was a similarly bright day, and I was above my knees in bouldery water flowing at a good clip. I became aware of something coming downstream towards me, slower than the current, seeming to tumble along, not entirely submerged. It looked like something with some mass, maybe the root wad of a small tree; but entirely light-colored, and with flashy things attached to it. As it came closer, I realized I was looking at a fully outfitted horse's saddle. It was all light brown



leather, with straps and buckles flipping over crazily when it rolled. There was even a red plaid blanket somehow caught up in it. It seemed to be in perfect condition, from the 10 or 20 seconds I could study it before it passed by my leg and was gone downstream into the glare. How much would a soaking wet horse's saddle and blanket weigh? It must have been hugely heavy. And what would the obit say if I had been bowled over by the thing and gotten tangled up? But the question I kept coming back to that day was, how the heck did it wind up in the river in the first place? I scanned the river upstream for a clue throughout the day, but never did see anything.

The Cicadas are Coming! - Jay Sheppard

On March 10 we held a virtual meeting of PPTU members and friends about the cicadas. I gave a brief intro about the bugs, distribution, general biology, etc. Then Matt O'Neal took over and showed us how to tie a fairly simple but very durable pattern. Here is link to the special session video recording: <https://vimeo.com/523045024>

Matt has also created a video for tying this fly that leaves out some dead time in any video recording, etc. That shorter video can be found: <https://youtu.be/Wr3c69nP14I>

Cicada Outing to Monroe Run

PPTU has reserved the Monroe Run Pavilion, Big Run State Park, in eastern Garrett County for a week when the cicadas will be in full abundance. We have reserved from Monday night, May 31 [Memorial Day] through Saturday night and departing on Sunday, June 6. We will be fishing the lower Savage River, North Branch and the associated reservoirs.

Reservations and payment in advance are required to stay at the pavilion. There are plenty of other places to camp or stay, such as the Savage River Outfitters, Keyser Inn, and the Casselman Inn, among others. There are many other camp sites in Big Run State Park, as well as below the Savage Dam, plus cabins at Barnum, New Germany State Park, etc. The cicadas will be present in western Maryland from about May 25 to about June 28. Here is how to make a reservation for Monroe Run pavilion with PPTU:

Making a reservation at Monroe Run

1. Go to pptu.org.
2. On the home page, scroll down to the Login section on the left part of the home page. If you already have a website account, login with Username and Password and skip the next step.
3. If you don't have an account, select "Create an account" and complete the website's User Registration form. You will then receive an email that requires you to verify your User Registration form. Once that is complete, you go back to step 2 to Login.
4. After login, select the Cicada Hatch link in the text under the Outings photo on the right side of the home page.
5. A detailed description will come up and include a display of how many positions remain on each date (they start at 15). These numbers are entered by hand by Ken Bowyer, so there can be a slight delay of several hours or more in reflecting the true numbers of slots remaining. As dates become unavailable, those dates will be removed from the Cicada Registration form so nobody can select them. This page also contains a link to the next step: Cicada Registration form.
6. When you successfully submit the Cicada Registration form, the system displays the message "Your form was successfully submitted" and takes you to the payment page.
7. Payment will be made via PayPal's secure website and you do not need a PayPal account. PayPal accepts MasterCard, VISA, American Express, and Discover credit cards. The General Donation button on the payment page allows for specifying the amount of your donation and please be sure to identify the specific use of this donation. After you have entered the amount of your donation and select "Donate with PayPal" or "Donate with Debit or Credit Card" the receipt of your donation will expand and below the amount of your donation, please select the "add a note" or "write a note" option and specify the dates of your reservation and if you are bringing a trailer or motor home (limit is 2 hard sided campers).

8. If there are two or more in your party, carefully note in the payment comments how many and follow the directions for calculating the total amount owed.



We are limiting the number per night to 15 persons. We also will limit the number of trailers or motor homes to two. The pavilion and parking area are large but not that large. Reservations will be accepted starting the day this issue is sent out to the membership.

The last date to make any reservation is Friday, May 28. No payments or reservations will be accepted after that date nor out at Monroe Run. You cannot arrive without a prepaid reservation. Plan ahead! Refunds for cancellations will be on a case by case basis with a nonrefundable \$5 charge. Cancellations must be made on or before May 27 and any after May 27 will not be refundable. Thank you for your donation to PPTU.

**Savage River, Monroe Pavilion Camp Out, May 31 thru June 6, 2021.
Cicada Extravaganza!
- Lou Reichel**



The May–June Outing is a campout to western Maryland for fishing from May 31 thru June 6, 2021, Monday – Sunday. This is timed to fish the wonderful Savage River and the North Branch in western Maryland streams during the 17-year cicada emergence. The Monroe Pavilion at the Big Run State Park has been reserved by PPTU. This modern shelter is for group camping. We are restricting the number to 15 campers. Pre-registration and payment are required no later than Friday, May 28. The fees are \$10/night/person or \$55/person for the whole week.

The shelter has a fire place for great campfires (bring wood from local western MD sources only), picnic tables, and a place to gather after the day's fishing to sit in front of a campfire and swap stories. This is a dry camp site; it has no potable water at Big Run SP, so you must bring your own water. The Pavilion has electricity but there is no cell phone coverage. The cicadas will only be emerging on the east side of the Eastern Continental Divide; that is, no cicadas will be found at the Yough, Casselman or other streams of the Ohio River watershed.

Cooking and sharing of dinners are expected, but plans are not yet firmed up. There are places to eat near Grantsville, MD and Keyser, WV, as well as a McDonalds in Westernport, MD.

Take into consideration when packing gear for this is late spring in the mountains. It can get cool at night and be quite warm by afternoon. Tents may be set up in the Pavilion, for protection from rain, but be sure to bring some type of air mattress for the hard stone floor.

Any new participants that plan on camping or meeting us there may contact Lou Reichel for assistance. Also for new members, we can mentor you and show the famous holes where the 18–22” browns and 15” brookies are caught.

Much more information will be posted later in early May about what to bring for camping and flies to have, if not fishing the cicada hatch. Thanks. See you there! We will be emailing everyone who preregisters this and additional information in advance of this outing. If you have any immediate questions, contact me at <mailto:outings@pptu.org>.



Fly Tying with Bob Clouser! - Bob O'Donnell

When I saw this notice come in my email I immediately had to check it out and signed up for a class so I could inform all you good people. I grew up in the same town as Bob, went to school with his kids, and Bob built the first fly rod I ever owned. It was an easy decision for me to get some one-on-one time with him.

Sign up was easy and the folks behind it keep you informed as to your scheduled class date. Bob actually packages up materials for the fly being tied and mails it to your doorstep so on the day of the class you're ready to go and don't need to purchase anything extra. I think there were 5 other students signed up and Bob gave all of us plenty of question and answer time along with his tying tips and critique.



Signup is managed through Eventbrite and was extremely easy. The cost is \$120 for a two hour session with Bob and includes the materials needed to tie several flies. Bob will step through the tying sequence and answer any questions you have along the way. I ended up tying my first Clouser Crayfish and learned a few things along the way. Below is the info from his webpage on the classes. I would highly recommend it. Where else can you get some one-on-one time with a fly fishing legend?



Bob Clouser is now teaching monthly fly tying classes via Zoom. You will learn how to tie some of his most famous and effective patterns such as the Clouser Deep Minnow, Clouser Half & Half, Clouser Crayfish, Clouser JP series and more! These classes are very interactive and you will get personal attention from Bob! He will give you tying tips and share some of his many experiences with tying and flyfishing.

We will be posting registration information for these classes in our "Upcoming Events" section on our website. These will be updated frequently so check back often! Seating is limited so please register early! We will ship the materials to you prior to class start. Click on the link below for more information:

<https://clousersflyshop.com/>

Saturday mornings from 10 am – 12 pm



"A Master in the art of living draws no sharp distinction between his work and his play; his labor and his leisure; his mind and his body; his education and his recreation. He hardly knows which is which. He simply pursues his vision of excellence through whatever he is doing, and leaves others to determine whether he is working or playing. To himself, he always appears to be doing both."

~ Francois Auguste Rene Chateaubriand

Cabin Fever? Time to Explore the Outdoors! - WSSC

Tired of being stuck in the house? Warmer weather has arrived and WSSC Water's 4,000-acre Patuxent watershed offers tons of outdoor fun to help crush your cabin fever. Just don't forget to get your permit. Starting Monday, March 15, visitors to WSSC Water's eight recreational areas and reservoirs will need a permit to enjoy boating, hiking, horseback riding, fishing and picnicking.

All visitors 16 years or older must have a valid permit, which can be purchased online at wsscwater.com/watershed or in person at the Brighton Dam Visitor Center, located at 2 Brighton Dam Road, Brookville, Maryland 20833. Visitors wishing to purchase a permit or boat mooring stake in person are asked to call 301-206-4FUN for an

appointment to help minimize visitor wait time and reduce the number of people in close proximity.

The 2021 season opens following almost a full year of complimentary access to the watershed's outdoor recreation areas to provide families a reprieve from being indoors during the state and county stay-at-home orders and social distancing guidance.

Complimentary permits are available for visitors 65 years of age or older, active military and disabled veterans. Watershed users who purchased their 2020 permits prior to WSSC Water closing the watershed due to Covid-19 will receive complimentary 2021 permits.

WSSC Water strongly encourages all visitors to follow CDC guidelines. Since the recreation areas span several Maryland counties, visitors must adhere to all state and local social gathering guidelines.

Purchase Permits Now to Enjoy WSSC Water's Beautiful Patuxent Watershed Recreation Areas

Watershed Permits Available Online or In Person by Appointment

Contact: Luis Maya
<mailto:Luis.Maya@wsscwater.com>
301-206-8100

Audubon Naturalist Society – Aquatic Insects Classes - Pete Yarrington

The Audubon Naturalist Society in Chevy Chase recently completed a series of recorded classes on the major groups of aquatic insects in our local streams. I think they are well worth the time and minimal cost for anyone in our chapter interested in further identifying the aquatic insects we see when we roll a few rocks. If you are looking for the next step after "3 tails = mayfly" this is for you. You might also find you want to look into getting involved in ANS's water quality monitoring program.

Take a look. On the ANS Water Quality Monitoring page <https://anshome.org/water-quality-monitoring/#WQMclasses> scroll down to Stream Science Classes and Stream Science at ANS. From there you will find info on, and links to insect identification classes. Classes are pre-recorded and

single-session, and go for \$15 for ANS members, and \$25 for non-members. Classes include:

- Mayflies (Ephemeroptera)
- Caddisflies (Trichoptera)
- Stoneflies (Plecoptera)
- Midges (Diptera)
- Dragonflies and damselflies (Odonata)
- Aquatic beetles (Coleoptera)
- Helgrammites and relatives (Megaloptera) and others.

Each class covers identification of aquatic life stages, and some ecology.

Note that ANS has a great natural history bookshop at its Chevy Chase headquarters, with titles on fish, aquatic insects, local ecology, and other stuff of interest to fly fishers and naturalists. Also a very good range of binoculars, and great holiday presents. As a member you get a decent discount. My membership pays for itself at least twice over every year.



Periodical Cicadas Overrun the Forest - Planet Earth | BBC Earth

You can't get enough about cicadas! Thanks to Joe Robinson for sharing this tidbit off the web.

<https://www.youtube.com/watch?v=EWr8fzUz-Yw>

RIO'S Euro Nymph Shorty - RIO Products

RIO'S Euro Nymph Shorty is an ultra-thin, super-sensitive fly line designed for Euro nymphing. The line is deliberately made short (20 feet) so it can be added to the front end of a regular fly line utilizing the thin welded loop on each end. The idea is that anglers can fish their normal fly fishing style with their regular trout line, and when they come to a run they want to fish Euro nymph style, they simply loop

the Shorty on and start nymphing. Quick, easy and no need for an extra rod or reel.

<https://vimeo.com/345767901>



Bug Protection – Fly Tying - Jay Sheppard

Everyone needs to inspect their tying material on a regular (annual?) basis. Fur and feathers are susceptible to being consumed by moths and beetles. The worst in my experience has been the carpet beetles (Dermestidae). They are small and can eat through dried skin, feathers, and fur. Tanned skins are immune, but not always the fur attached to the hide.

Here is a picture of the exoskeletal remains of the beetle larva. This shed skin is less than a 1/4 inch long.



These little shed skins are a positive indication that the materials have been infested with the carpet beetles. I look for the shed skins to collect in the bottom of containers. The tiny adult beetles are not usually seen.

All fur and feathers need to be regularly fumigated if such an infestation has been detected in the past couple years. The beetles can survive in the house for several years feeding off of 'dust bunnies' and other materials in basements, etc. The only readily available fumigant that KILLS the eggs, larvae and adult beetles is para-dichlorobenzene. Look in your drugstores, etc. for mothballs that state "Para" in their name or list this as the active ingredient. Regular mothballs (Naphthalene) do nothing to kill bugs. It is only an odor masking agent.

Place all your materials in airtight containers (large Ziplocks, etc.) that are not clear hard plastic (fumes will dissolve such plastic). Containers with snap lids are not beetle proof. If the materials are in individual plastic bags, check each to see if infested. Open bags are easily invaded by the beetles. One can LOOSELY place all materials in a large heavy duty trash bag. It takes very little of the para mothballs or crystals to fumigate a large trash bag. Maybe a tablespoon or two. Tape the twisted top of the trash bag very tightly. Let the bag and contents sit for a couple weeks to be sure the fumes have thoroughly penetrated all nooks and crannies. Take outside after a couple of weeks and remove all your materials. The fumes are best dissipated outside, not indoors. Best to always keep the materials in an airtight system of containers.

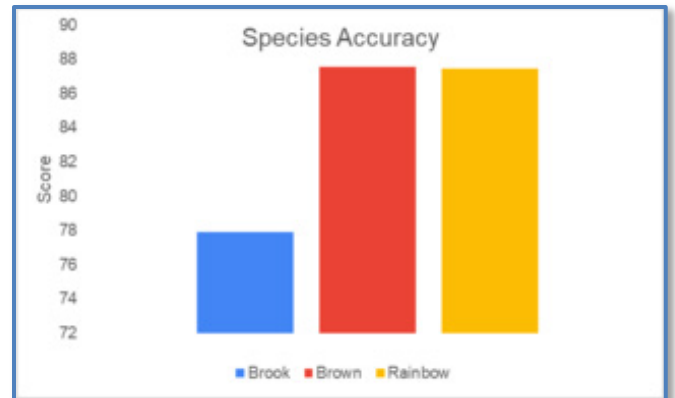
Feel free to pass this on to friends. I have worked in natural history museums where control of bugs was very important.

Brook Trout – Catch & Release - Maryland DNR

In 2021, the Maryland Department of Natural Resources Fishing and Boating Services adopted a new catch-and-release regulation for brook trout in all put-and-take trout management waters, as well as all waters east of Interstate 81.



As part of our outreach, we sent out trout identification surveys to thousands of our anglers. More than 6,000 of you responded to the survey with an average score of 83.3 percent accuracy.



The average scores by individual species were 77.8, 87.6, and 87.6 percent for brook, brown and rainbow trout respectively (figure above).

This information has greatly enhanced our understanding of our anglers' ability to properly identify trout species in Maryland.

Being able to properly identify brook trout while fishing will help us conserve the remaining wild populations of brook trout, our only native trout species in Maryland. As a reminder, the department does not stock brook trout.

To aid you in identifying trout species while fishing, we have developed a [printable pocket guide](#) that you can print or pull up on your smartphone. In addition, the department partnered with the Native Fish Coalition to design [catch-and-release signs](#) that will be placed at select streams around the state at common access points.

These signs are just a reminder that brook trout must be immediately released if caught in all waters east of I-81, and all put-and-take waters west of I-81. Brook trout may still be harvested under statewide regulations in waters west of I-81 that are not put-and-take streams.

Thanks again for your participation in this brook trout conservation effort.



The Basics of Trout Identification - Phil Monahan

Regular Orvis Fly Fishing News blog readers know we've been enjoying the series of videos by Ben Sittig, a guide from Colorado, who goes by the moniker Huge Fly Fisherman. Normally, his videos are funny, snarky, and offer some solid information on the side. But this one puts the important information front and center, with the snark judiciously sprinkled throughout.

Spend any time on social media, and you'll see that not every angler identifies his or her catch correctly. Here, Sittig—who has a degree in fisheries biology—offers the basics of trout ID, and even works in some actual taxonomy. While his opinions about various trout are his alone, the science part is spot-on.

<https://www.youtube.com/watch?v=UImD2ZsuTI8>

So, if you're new to fishing or if you need a refresher course on trout identification, this is the perfect video for you. And if you're super-proud of your palomino trout, don't let Ben's opinion get to you. Finally, the fish artist with the unpronounceable name is Joe Tomelleri (Tom-uh-lare-ee).



Brood X Cicada Fly Tying - Bob O'Donnell

Matt O'Neil created a new video highlighting Jay Sheppard's Brood X Cicada pattern. If you missed our special meeting with Matt, this video gets straight to the point in tying the fly and gets you a step closer to being ready for the upcoming event.

This simple but durable foam-bodied cicada pattern was created by Jay Sheppard of Maryland for the 2004 brood. This black and orange pattern will be effective in matching the cicadas on the Eastern

US in May and June of 2021. Save some in a place where you can find them in case you're around for the next emergence 17 years from now. I'm lucky if I can find where I put my car keys!

Thanks Matt!

<https://www.youtube.com/watch?v=W3c69nP14I>



Trout Stocking Info - MD DNR

The department will announce areas that have been stocked within a short time. All stocked locations that fall under a closure period will be announced prior to the traditional opening day on March 27.

The department posts stocking updates on Facebook and Twitter and through its email news service. Lastly, anglers may also call 800-688-3467 and press option #1 to get a recorded weekly update when stocking is in process (usually updated on Fridays).

Put-and-take areas have a five-trout limit and specific spring closures depending on location. Consult the Maryland Guide to Fishing and Crabbing for closure dates and special management area restrictions.






The daily limit in areas (that are not put-and-take or special management areas) is two trout with no minimum size and no closed season, except in special trout management and put-and-take areas.

<https://dnr.maryland.gov/fisheries/pages/trout/stocking.aspx>



Members Catch - Bob O'Donnell

Looks like more and more people are getting out!
Great showing for our recent outing.



Contributions Welcome!

Send your contributions or article suggestions to the Editor in an email or as an MS Word.doc attachment. The deadline for submissions is the twelfth (12th) day of the month prior to the month of publication.

Editor: Bob O'Donnell

Phone: 410-733-0638

Email: TroutWrangler@Yahoo.com



Little Brown Stone

You can probably still get in on the stonefly action happening on our local waters. Here's a pattern by our own Matt O'Neal.

From Dave Hughes' 1986 "American Fly Tying Manual," this Little Brown Stonefly is an easy-to-tie but super effective stonefly pattern. In the mid-Atlantic and Northeast regions, this stonefly is often the first major hatch to emerge.

<https://www.youtube.com/watch?v=zeBi5GPzFuM>



Return Address:
Potomac-Patuxent Chapter TU
P.O. Box 2865
Wheaton, MD 20915