

The Conservationist



PPTU.org

Potomac-Patuxent Chapter Trout Unlimited

April 2020 • Published monthly except June, July, August and December

“The COVID-19 Issue”

April 2020

PPTU is sorry to say that our April chapter meeting is cancelled. Strange times we live in. Thank god for the outdoors and the internet. We can still fish and hike while practicing social distancing and at the same time, stay connected to our fellow members and families.

I hope many of you go outside and destress. Fill your lungs with a fresh breath of spring air. Head out to your favorite stream, relax a few moments on the bank and take in the sounds of the rushing water and the subtle rise of a trout that just sipped a fly off the glistening surface.


Join in PPTU's forum and add to the banter and discussions taking place amongst fellow members. I was amazed recently to see and hear about growing Amaryllis. Yes, there's more to the group than just fishing! Wild tales abound. There seems to be endless humor, some old school ribbing of long standing friends who you've shared common waters. The path of questions asked and answered is a long winding road for one to take a leisurely stroll down or jump in running.

I'm proud to say that I'm part of a group that makes life better for those around them. I've been humbled by the patience given me as a novice, asking the same questions many before me have also asked and in turn, now pass that knowledge along to others eager to learn. Our chapter is full of special people; good people, like you.

I hope this newsletter finds you all safe and healthy. Jump in on the forum and rub elbows with your fellow chapter members. No hand sanitizer needed!

Tight lines,

– **Bob O'Donnell**



Catoctin Creek

I took Charlie Gelso's recent suggestion on the PPTU forum to look up Catoctin Creek in the Guide to Maryland Trout Fishing, and I headed off to forget about the daily news. The sounds of water and fish splashing at the stoneflies were music to my ears and soul.

Monthly Chapter Meetings – Cancelled Until Further Notice

Time and Day: 7:00 PM, Third Wednesday except June, July, August and December
Place: Margaret Schweinhaut Senior Center, 1000 Forest Glen Road, Silver Spring, MD 20901

Visit our website: www.pptu.org

OFFICERS and DIRECTORS 2019 – 2020

President: Randy Dwyer: president@pptu.org
Past-President: Alan Burrows
Vice-President: Open
Treasurer: Bob Kaiser
Secretary: Patrick Masler
Directors: Lee Canby
George Opryszko
Adam Rice
Peter Schuler
Karan Singh
Motti Tadmor

Committee Chairs:

Fundraising: Open
Forum Moderator: Chuq Yang
Librarian: Lou Reichel
Mentor Program: Ken Bowyer
Membership Secretary: Jay Sheppard
Conservationist Editor: Bob O'Donnell
Outings: Lou Reichel: Outings@pptu.org
Speakers Program: Karan Singh
Conservation Advocacy: Jim Keil
Project Healing Waters: Larry Vawter
Ray Collette
Publicity: Bob O'Donnell
Raffles: Joe Taylor
Trout in the Classroom: Alan Burrows:
Chuck Dinkel
Water Quality: Vacant
Webmaster: Ken Bowyer
Motti Tadmor
Youth Program: Chuq Yang

Stream Committees:

Paint Branch: Joe Robinson
Northwest Branch: Joe Robinson
Middle Patuxent: Bryan Sirotkin
Patuxent: Jay Sheppard

Mid Atlantic Council Delegates:

Alan Burrows
Bob Dietz: Secretary
Randy Dwyer
Jim Greene
Marc Hutzell
Lou Reichel
Nick Weber

Contact Us:

mail@pptu.org

Presidents' Column - Randy Dwyer



Stay safe!

We all know there are many necessary restrictions in place to keep us healthy and safe during the COVID-19 outbreak. Hopefully we will see a light at the end of the tunnel in the not too distant future. The PPTU board and I wish you and your family's good health, and we will all get through this together.

Chris Wood, CEO of Trout Unlimited, has instituted a TU-wide moratorium on all in-door TU activities (fundraisers, chapter meetings, etc.) through April 17. As such, just like our March meeting, we've cancelled our planned joint April meeting with NCC-TU.

You can view and listen to Chris' message here: <https://www.youtube.com/watch?v=G3YEKoi7NAg>

Get Outdoors!

Like Chris says – Get outdoors! April can offer some excellent fly fishing. By now PPTU members have shaken off all memories of winter and have transitioned from mostly nymphing to the fun of dry and wet fly fishing the spring hatches. Mayflies aplenty are popping off the waters of the Mid-Atlantic. A favorite is the Quill Gordon, a classic Catskill dry fly created by Theodore Gordon. The omnipresent Blue Wing Olive should be in everyone's box. Fly tier Roy Steenrod created the Light Hendrickson way back in 1916. And don't forget the Dark Hendrickson and Red Quill Emerger just under the film. Add a few Grannoms and Stoneflies to the mix before heading to the water and you should be all set. And if you're thoroughly confused on what to cast, there's the Griffith's Gnat to simulate a cluster of midges throughout the year.

Those who took the rod building class are now using them on our local streams. The Fly tying class was able to complete several patterns and hopefully they're catching trout. A BIG thank you to Bob Dietz for leading the tying class and to Larry Vawter, Bob O'Donnell and Michael Abramowitz for providing their rod building expertise. If you took either class, please share photos of you on the water with your rods/fly in hand – a fish or two would round out the picture nicely!

Support Our Local Fly Shops!

I'll close with a call of support for our local fly shops. Each is a small business that depends on us to keep them afloat. These are tough times for everyone – especially our friends in the fishing community. Please call or visit their website and place an order – they'll ship it to you or have it waiting for you when you drive up. They know our waters and are happy to get you those Light Hendricksons and Quill Gordons to add to your fly box. Check out the list starting on page 9, they'll be happy to help you.

I encourage everyone to spend some time outdoors and enjoy the fresh air. In the meantime, we'll wait for the "All Clear" opportunity to gather in-person and share our fishing stories. Stay healthy!

Until next month, Tight Lines!

Randy Dwyer
President, PPTU

PPTU Mentor Program Beginners & Beyond

Ken Bowyer provides one-on-one streamside fly fishing instruction to PPTU members. Participants must show commitment by having waders or hip boots, a rod and reel outfit, and leader. Discussions will include equipment, knots, casting, flies, dry fly and nymphing techniques, entomology, reading water, conservation, etc. at nearby streams. Instruction will be tailored to individual needs. Members who have not made an **Annual Supporting Contribution (ASC)** will be asked to contribute \$20.



Contact Ken at 301-627-7154 or by E-mail:

kenbowyer@verizon.net 🐝




Help Preserve Angler Access on Conewago Creek - Richard Lewis

Fellow Anglers and Conservationists,

Due to the kindness and goodwill of two property owners, this one mile stretch of Conewago Creek that flows through two private properties has been open to public fishing for 40+ years. Adams County Trout Unlimited (ACTU) and Northern Virginia Trout Unlimited have partnered to contribute thousands of volunteer hours to maintain and improve this section of creek. Recently, one of the property owners made the decision to sell their property. It is unknown if future property owners will continue to keep the water open to angler access. However, the current selling owners have also indicated they would be willing to allow the purchase of an angler access easement (before the sale) that would guarantee public fishing access to the stream forever.



The value of this angler access easement has been estimated by Pennsylvania Fish and Boat Commission (PFBC) at \$96,000. The PFBC has indicated that it is willing to help with the purchase of this angler access easement if a 20% financial match (\$20,000) can be achieved by local partners. The ACTU Chapter has established a dedicated Conewago Angler Access Fund. Your support is needed to raise the matching funds needed to preserve fishing on this exceptional Adams County trout stream.



Please send your tax-deductible contribution check (made out to "ACTU-Conewago Access Fund") by April 15th to Dave Swope, ACTU Treasurer, 601 Hanover St., New Oxford, PA 17350.



Thank You for your support that will help preserve the Conewago Creek angler and fishing access forever.

Fly Fishing 101 – Fly Lines - Bob O'Donnell

Fly lines can be very confusing so here's a quick rundown for those new to fly fishing to help you understand the basics before you buy.

Fly lines have a designated weight rating which lets you know the weight of the line. That weight rating is based on the first 30 feet of the fly line. The fly line weight you choose should be matched to your fly rod's weight.

Fly lines are built with an inner braided core that gives the line its strength. Over top of that core is a plastic outer coating. Depending on what the manufacturer does to that outer coating, the line will either float or sink.

It's the weight of the line that allows us to cast it. Where the weight is situated is controlled by the line's taper; a fine tip section to allow for delicate presentations, a thicker middle section with the weight for casting and a long tail section (running line) helps the line slide through the rod guides and gain distance.

Getting the Best out of your Fly Line

Fly lines do need to be looked after, they pick up grime over time so it's a good idea to give them a

clean every now and again in warm water with a mild soap. They also need to be kept lubricated, there are many line treatments available to achieve this, you'll notice a big difference right away as the line will zoom through the rod guides giving more distance and reducing the effort required.

Floating Fly Line

This is the most common type of line used in fly fishing. Particularly suited to sight fishing with nymphs and dry flies. The materials used in the coating of a floating line gives the line its buoyancy.

There are many types of floating fly lines. Two of the most common are Weight Forward and Double Taper. Tapers are important as they signify what use the line is best suited for in fly fishing.



Level Taper



Weight Forward Taper



Double Taper



Running Line

Shooting Head

A Level fly line looks pretty much like it sounds. There is no taper in this type of line. It's also a line not commonly used.

A Weight Forward floating fly line (WF) as the name suggests has more weight in the front half of the line hence it casts better in windy conditions, short casts and also will cast longer distances. Some are designed for delicate presentations while others for distance. So the WF lines are used for most general fly fishing situations.

A Double Taper (DT) has the weight in the middle, with a longer fine tip section that allows for delicate presentations. The back half of the line is the same as the front half, so the line can be reversed which doubles the life of the fly line. They are best suited to smaller streams where delicate presentations are required.

Shooting Head fly lines are designed with the majority of the fly line weight in the first 30 feet. They're mostly used for distance casting and streamer fishing.

Sinking Fly Lines

The coatings on sinking lines have a denser outer coating so that they sink. The speed at which they sink is controlled by the density of the coating so there are slow sinking intermediate lines that sink at 1/2 inch per second down to the fast sinking lines that sink at 7 inch per second or more. Match the sink rate to where you are fishing and what you are trying to achieve, such as fishing for shad on the Potomac.

Sinking Lines are used where extra depth is needed to sink your flies down to where the fish are. Lakes and medium to larger rivers for example. You can estimate your fly's depth fairly accurately by counting; 1 second = depth in inches (of your fly lines sink rate)

An intermediate fly line will sink at a relatively slow rate. Intermediate fly lines are ideal where you want your fly to sink slowly, with the fly line slowly settling into the water column.

A fast sinking fly line will sink quickly at a uniform rate as indicated on it's box. Fast sinking lines will sink from 3 to up to 7 or more inches per second. Which sinking line is best really depends on how you want to use it, how far down you need to get your fly and how quickly you want to get it there.

There are also numerous "specialty" fly lines out there; Bass, Pike, Steelhead, etc. So many in fact, that you can explore them on line at your leisure.



Out of all your fly fishing tackle your fly line is one of the most important. A good quality line will also help your casting so it's good advice to buy the best line you can afford. Most modern fly lines are good quality for your money. Talk with your local fly shop or chat on line with a retailer and they'll be happy to guide you in the right direction to pick out a line that will work for you within your budget.

Ever wondered how a fly line is made? Check out this fascinating video from Rio and see what goes into making one. <https://vimeo.com/30140070>

The AFTMA (Association of Fishing Tackle Manufacturers of America) standard is an industry guideline that fly rod and fly line manufacturers

follow when developing rod and line sizes. This is your "3wt, 5wt or 8wt".

This short video breaks down and simplifies this standard, and gives some excellent information to help anglers understand exactly what the standard is, how much each line size differs by and, perhaps most importantly, relates the industry standard to common items.

This is a very informative film for anglers that want to delve a little deeper in to the subtleties of the way a fly line loads a fly rod.

<https://vimeo.com/158069167>



If you spot poaching please place a call to the:



**Catch a Poacher Hotline At
1-800-635-6124**

Add this number to your cell phone contact list!



Patuxent Report - Jay Sheppard

The final stockings of the upper Patuxent special management area and the delayed harvest section on the Middle Patuxent were to have taken place on Tuesday, March 31. However, as we go to press, DNR postponed stockings in middle of March and announced on March 27 that they would resume limited stocking by staff only. DNR had stocked less than a third of their annual production when they halted their stockings. How many of the remaining 200,000+ trout will be stocked this spring and where is not going to be advertised by DNR on their daily website updates. I can only speculate that our local streams will receive some of the trout later this spring.

The upper Patuxent is that area above Rt 97 and Triadelphia Reservoir. It and the delayed harvest area are lures- and flies-only, no kill. The delayed harvest area opens to bait fishing and taking 2/day on June 1. The Patuxent tailwater is below Brighton Dam. This flies-only, no kill section was stocked the end of February with 800 rainbow trout. Those trout should be anxious to attack your flies. We cleared the paths in the area of Haviland Mill Bridge over the Patuxent. One trail goes upstream on the Howard



Co. side from the small mowed field. That trail runs for about ¾ of a mile, including a small foot bridge that was built as an Eagle Scout project in late 2010.

The other trail leaves the gravel parking lot on the south end of the bridge and goes downstream on the Montgomery Co side of the river for several hundred yards. REMEMBER: Parking on the Howard side is only at the paved parking lot. You can also park at the south end of the bridge in the small gravel pullout. DO NOT PARK on the posted private land across the road from the paved parking lot; you can walk across that small mowed area, but no parking.

COVID-19 WARNING: Fly fishing is not a contact sport but please do not use your long rods to measure the separation between yourself and the next fisher!

"Only an extraordinary person would purposely risk being outsmarted by a creature often less than twelve inches long, over and over again."

~ Janna Bialek



Selecting Flies – General Rule of Thumb - Bob Dietz

When selecting flies, a general rule of thumb is that flies are going to small and dark in January, getting first larger and then lighter until about mid-June.

I'm speaking strictly wet flies here, and assuming no obvious hatch is taking place; I suspect similar considerations apply to nymphs and dries as well.

From December through February my point fly is always going small (18 or 20) and dark. I'll still fish a size 14 or 16 as top dropper.

Starting from about the beginning of March, though mid-June, both my flies are going to be size 14, even in the Gunpowder. Unless you're experiencing a hatch of olives, there's no need to go any smaller, and even then you can get by with size 16. (Emerging nymphs are going to be larger than the duns, especially when the fly is half out of the shuck.)

The terms "March Brown" and "April Gray" both originally applied to the artificial flies that worked best in those months, long before "March Brown" was applied to an insect (which doesn't actually hatch in March, even in the old country.) It's not a bad place to start.



Beginning sometime near the beginning of May, most streams in the Mid-Atlantic have a sulfur hatch. Stay with a size 14, but having one of the flies yellow sure isn't going to hurt.

After late June, it's time to go small again for a couple of months, unless you're fishing terrestrials, like a wet ant or a wet beetle.

Starting mid-September, you start to see some larger caddis flies, and it's time to ramp up to size 14 again, often in a tan color. This can last through early November.

Another couple of general rules: 1) the faster the stream, the larger the flies you can use. 2) The old saw "dark water/dark fly; bright day/bright fly" has a very large grain of truth.

Tackle & Tactic Tips - Jay Sheppard

Being observant when you arrive at your stream for a day's fun is very important to your eventual success. This is very critical if you have not been to this section of that stream in recent days. Hatches and flows peak and later wane. Weather affects the hatches and the trout every day. During the course of the day the trout may move from one feeding position to another to change their attention to a different food item. A hatch that was going hot and heavy in the morning is likely to be done by early afternoon, and vice versa. Trout are not unlike the police who watch the hourly and daily ebb and flow of traffic along the same section of highway each day; they know what to expect and when.



When you go to the stream, take a few minutes and sit and watch what is happening on the water and with the trout. Take a break every hour or two and do some serious observations, even if you are catching trout. If you can stand on a bridge and look down so you can see actual trout doing their thing, great. If there is no regular surface activity, then are the trout feeding on something below the surface? Are they moving right or left several inches to take something? How often are they feeding? Can you determine what they are taking? How frequently are they feeding: every 20-40 seconds, once every few minutes, or once every 5-10 minutes? Can you see any insects on or over the water? What are they doing? Can you identify them to general group (mayfly, caddis, ants, stoneflies, etc.)?

I have a small pair of waterproof binoculars that come in handy on a stream. I can look across the water at bugs floating in a back eddy or even watch a particular trout select his next meal. The landing net I use is a soft, fine mesh, catch-and-release net.

As long as I do not try to 'scoop' a really small insect out of the air or off the water surface, I can usually collect a specimen or two for close examination. I let the floating insects drift into the stationary net. Nobody has to have a degree in entomology to learn a lot from this exercise. What size is each insect? What are its colors? Does it have wings and, if so, how are they held while at rest? Was it actively fluttering across the surface or floating pretty much with the current? Try to match the insect as much as possible with your fly selection. Some trout may not be taking this particular insect, but others might be. Most trout will be taking the most abundant insect where they are feeding and that is not always the largest present or the ones on the surface.

While fishing, constantly monitor the air over the stream surface. Are any birds fluttering across the water attempting to capture an insect? Can you see any insects flying over the river? Hatches may start almost by magic. One minute there are no insects visible and a few minutes later there may be dozens on the water or over the stream. Be flexible. Be prepared to change your fly regularly as the day progresses. You may have to switch among several patterns with each catching a trout but also being refused by others. Look before you fish.

Reprinted from February 2006 Conservationist.

Shop Amazon Smile! - PPTU

Don't forget to shop Amazon Smile! Add the *Potomac-Patuxent Chapter* as your charity of choice to your Amazon account. If your company purchases through Amazon, ask them to help support us as well. Its free money in support of the chapter.

Shop at AmazonSmile
and Amazon will make
a donation to:

**Potomac Patuxent Chapter
#236 of Trout Unlimited**

[Get started](#)

amazonsmile

Custom Bug Net - Matt O'Neal

I keep a \$2 mosquito net in my bag or vest. It rolls up about the size of a pill container.

I pull it over my landing net and hold it in medium current water and can usually catch a bug or two within a minute.



Or you can push it down to the bottom and disturb the gravel a foot or two upstream of it and usually shake something loose. Sometimes you come up empty but sometimes it helps.



Reels – Die Cast or Fully Machined? - Cheeky

Die Cast Reels

Die cast fly reels begin with a mold. There's a lot of up-front expense ("tooling") that goes into creating the mold. The mold has to be precise and durable to withstand repeated use with consistent output. Once the mold is in place, a production run consists of pouring molten aluminum into the mold. The aluminum is then hardened under pressure, and ultimately left to cool, creating the body of the fly reel. Other components can then be added. For example, in the case of the Cheeky Tyro Reels, we then machine the reel foot, drag knob, spool cap and incorporate these elements into the die casted frame and spool. Then we add the drag components and complete assembly.



Relative to a fully machined reel, the die casting process is inexpensive after you have created the mold, which ultimately leads to an affordable reel that's still very high quality.

Fully Machined Reels

Fully machined aluminum reels are the high end standard in fly reel design. Fully machined reels are precision cut with a multi-axis CNC machine from a solid bar (often called bar stock) of aluminum. But before you can fire up the CNC machine, you need an extremely precise, well-engineered design that can take months and months to develop, test, prototype and ultimately manufacture. To do the design work, we use a 3D CAD software like SolidWorks. This allows us to make changes on the computer, simulate stress testing, and ensure our tolerances are as tight as they can possibly be.



While fully machined reels are quite a bit more expensive than die cast reels, they have several advantages. Fully machined reels are typically stronger, more rigid, and lighter weight. Since the reels are precision cut by a machine, there are often fewer limitations when it comes to aesthetic design. Functionally, tighter tolerances allow for a fully sealed drag, an excellent feature for anglers.

To check out Cheeky's line of fly reels, go to: <https://cheekyfishing.com/>

Support Your Local Fly Shop - PPTU

Now more than ever, our local fly shops need your help. Running a small business, even in the best of times can be very challenging. What we're seeing happening to businesses across this country is unprecedented. Owners and employees alike are struggling to stay afloat. Some shops may close their doors forever. But you can help!

Were you considering some new gear? Do you have a family member that likes to fish or is considering taking up the sport? Is there an angler you know who's birthday is coming up or someone dear you were considering surprising with a fly fishing

related gift? Perhaps an old friend could use a pick-me-up gift in the mail? Well, now is a good time to move on those thoughts and help support the folks that support you when you wander into their shops.

Several of our local fly shops are trying their best to stay in business and are actively selling products on line or over the phone with mail delivery or curbside pickup. One fly shop is actually OPEN for business! But they need you – the customer! I hope you can find it in your heart to spare some time and a little money and give these folks a shout and buy something. I'm wholeheartedly sure they would appreciate your business and kindness. The following is a list of shops in our area that are still open for business. Some you may have wondered into or have a soft spot for and typically stop in on your adventures, even if it is just to chat. Go on line or pick up the phone – the shops are waiting for you.




Backwater Angler

Offers curbside pickup and online ordering. They are offering grouped fly selections based on river location and category. i.e. Dries, Nymphs, and Streamers Euro Nymphs. Fly selections range from \$20-\$50.

<https://backwaterangler.com/>

They are not taking manual payments via cash or credit card at curbside but instead instituted website ordering at <https://www.backwaterangler.com/shop/> and also phone ordering at 410-357-9557 during regular business hours. As an incentive, they are waiving regular shipping costs for all online orders. The online shop has everything you need to fish.

For curbside orders over \$25, customers can choose a free pack of Patagonia Provisions snacks as a thank you for their shopping support.



Bass Pro Shop

<https://www.basspro.com/shop/en>

While the mall and store is temporarily closed in cooperation with local government officials, they are there to help you stock up on essentials with free, same day curbside pick-up from 9-5 daily.

Place your order on line, head to the store, pull up front, give them a call and they'll bring your stuff out to your car. Call them at 410-689-2504.



Beaver Creek Fly Shop

Offers curbside pickup on the following schedule: Wednesday 4pm – 6pm, Friday 4pm – 6pm, Saturday and Sunday 10am – 12pm.



<https://beavercreekyflyshop.com/>

All products are available online and can be shipped to your home or you can choose "Pick Up At Store" during checkout for curbside pickup during the new store hours. You can also place orders over the phone or call with questions at 301-393-9090. Their email is BeaverCreekFlyShop@gmail.com.

DISTRICT ANGLING



District Angling

Believe it or not – they are OPEN!!!

<https://districtangling.com/>

Their staff has taken proactive measures to help with the prevention efforts in the retail store. These include sanitization of hands immediately after direct contact with customers, sanitization of surface areas in the shop including all handrails, credit card terminals, countertops, benches, and display cases, and bathroom facilities being disinfected multiple times daily. If you really need to venture out and get your fly fishing fix – this is the place to do it. Store hours - 10am to 7pm, Monday thru Saturday.

They are in the process of adding all of their fly tying products to the website and encourage you to order online at <https://shop.districtangling.com/>. In order to service thier customers better during this time, they've also changed some store policies.



All web orders over \$50 receive free ground shipping. Orders will ship within 24 hours of placement. Orders over \$1,000 get a free roll of toilet paper, rare in these parts! If you have any questions, give them a call: 703-268-7500.



Great Feathers

Offers curbside pickup and online ordering.

<https://www.greatfeathers.com/>

They have a great selection of flies and gear and would be happy to set you with any selection of flies you need for fishing the Gunpowder or any other local stream. The online shop is always open for business. <https://www.greatfeathers.com/shop.html>



Feel free to call the store and let them know what you need. If you're driving by they'll have it ready for you to pick up right outside the store. Store hours are 10-4 daily. Call Toll Free 1-888-777-0838 or call 410-472-6799.

And venturing further to our south, another shop is trying to support anglers by staying open and offering curbside pickup as well.



Murray's Fly Shop

<https://www.murraysflyshop.com/>

Murray's Fly Shop is open and also offering curbside pickup. They are taking all the necessary steps to keep customers safe, including limiting the number of customers in the store. Their hours are now Tuesday-Friday 9-4 and Saturday 9-3. They encourage you to take advantage of Free Shipping on all online orders. You can also call in an order at 540-984-4212 and they'll have it waiting for you when you arrive.

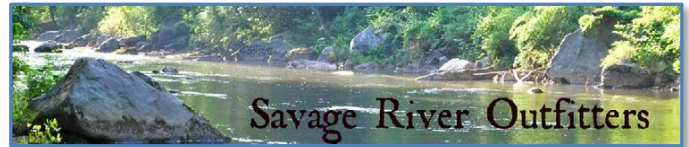


TCO Fly Shop

Offers curbside pickup and online ordering.

<https://www.tcoflyfishing.com/>

This is another great shop with loads of gear and plenty of knowledge to boot. Right now they're running a 20% off sale! What a great time to buy some gear and support a shop. Shop on line or give them a call at: 717-609-0169 ext. 5.



Savage River Outfitters

<http://www.savageriveroutfitters.com/>

They are open but request that you call first. The shop has a great selection of flies, leaders, and tippet material. They also have fly rods, reels, and lines for sale! They are located in the mountains of Western Maryland, about 25 minutes from Deep Creek Lake. Give Mike a call at 703-517-1040 or call Charlie at 301-707-1934. They can ship anything directly to your address.



Other local shops like Tochterman's are sadly closed. <https://www.tochtermansfishingtackle.com/>



Orvis has closed its retail stores for the safety of their employees but you can still place your fly fishing orders on line through their website. They are currently running a 20% off all flies sale for the next 15 days. <https://www.orvis.com/fly-fishing>



Members Catch - PPTU

With all the crisis in the world, its been good to see people out fishing. On my recent adventure to Catoctin Creek, anglers were practicing social distancing. No crowding in the slot of water you were on. It felt really good to be outdoors – go give it a try and post your adventure in the PPTU forum!



Contributions should be sent to the Editor as plain text in an email or as an MS Word.doc attachment. The deadline for submissions is the twelfth (12th) day of the month prior to the month of publication.

Editor: Bob O'Donnell

Phone: 410-733-0638

Email: TroutWrangler@Yahoo.com



Corona Crab Fly

I saw this and couldn't resist adding it to this issue of the Conservationist. Sorry, my sense of humor is a little twisted. Believe it or not, this is NOT a current fly post. It was tied way back in 2008 and posted for fun. Sorry, no recipe for this one. Just a little touch of humor for the PPTU members.

For those of you just learning to tie, try to have a little fun with it. This link will give you plenty of options:

<https://vimeo.com/channels/patterns>



Wondering about when PPTU's Next Chapter Meeting will take place?

Me too!!! We'll have to see how things progress over the next couple of weeks. PPTU is currently following guidelines set by the state and local government regarding all social interactions.

Get out and fish if you can! Go on line to our forum and check in with other members. I know a few people are still hitting the water. I am. You could easily hookup with a partner via the forum or email invite to another member. Just practice safety and use common sense while you are outdoors.

<https://pptu.org/>



Return Address:
Potomac-Patuxent Chapter TU
P.O. Box 2865
Wheaton, MD 20915

